














POWERED by
LONCIN

																	
Model	lt.	Type	l/min	m ³ /h	c.f.m.	hp	r.p.m.	n°	stage n°	bar	p.s.i.	kg	L x B x H			LpA R:1m-H:1m	LwA
CRS 309	270	K28	610	36,61	21,53	9	1300	2	2	10	145	197	1675	720	1320	≤ 96	97
CRS 511	500	K30	900	54,02	31,77	11	1250	2	2	10	145	269	2095	745	1473	≤ 96	97

Motocompressori

Motocompressori altamente professionali con motore a scoppio benzina 4 tempi. Testate bicilindriche bistadio in ghisa ad elevato rendimento d'aria. Una puleggia centrifuga disconnette la testata quando il motore viene portato al minimo garantendo bassi consumi ed una minima usura. Completo di valvola automatica di messa a vuoto, filtro-riduttore-lubrificatore, ripartitore con attacchi multipli, avviamento elettrico con batteria.

Petrol engine air compressors

Professionals air compressor with 4-stroke petrol engine. Two-cylinders head with cast iron twostage at high performance air delivery. A centrifugal pulley disconnects the compressor head when motor is at the lowest speed, granting low consumption and a minimum wear. Complete with automatic vacuum valve, filter-reducer-lubricator, distribution manifold, electric start with battery.